

NEED LAUNDRY HELP?


Mac-Gray's Laundry 101 has the info you need most


High-Efficiency Washing Instructions

- 1 **Sort clothing by whites, darks and delicates**

TIP: Check clothing tags for specific care instructions. Remember to zip zippers, button buttons and remove objects from pockets.



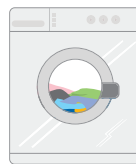
- 2 **Save your soap! Only use 2 tbsp. of  detergent**

TIP: To be clean & green choose concentrated eco-friendly  detergent. It is specially formulated to clean effectively using only a small dose.



- 3 **Load clothing into washer**

TIP: Pile clothing loosely and evenly into washer for a balanced load.



- 4 **Choose cycle setting.**

Settings	Water Temperature
Whites	Hot
Colors	Warm
Perm-Press	Warm
Delicates	Warm
Bright Colors	Cold
Woolens	Cold

TIP: Cold water cleans effectively and saves energy.

Drying Instructions

- 1 **Remove lint from lint screen**

TIP: Cleaning the lint screen promotes maximum air flow and saves energy.

- 2 **Place clothing in dryer**

TIP: One washer load equals one dryer load, and remember to read clothing tags to make sure they are safe for drying.

- 3 **Select cycle and start dryer.**

TIP: Dryer will stop if door is opened during cycle.

Stain Removal Tips

Ink, Deodorant, Cosmetics, Grass, Salad Dressing: Pre-treat stain and wash in hottest water safe for fabric.

Nail Polish: Place stain face down on paper towels. Sponge with nail polish remover until stain disappears. Rinse thoroughly. Do not use nail polish remover on acetate or Arnel fabrics.

Beverage, Fruit, Chocolate, Perfume: Sponge promptly with cold water or soak in cold water. Pre-treat remaining stain. Wash in hottest water safe for fabric.



Connect with us
for laundry advice,
contests and prize giveaways!



Need more laundry advice? Ask the Clothing Doctor at www.campusclothesline.net

MAC-GRAY
CAMPUS SOLUTIONS